

# FID at a Glance

2021-2025

**35**  
countries  
represented

**53%**  
of projects located  
in low-income  
countries

**86%**  
of funding  
allocated to  
projects in Africa

## Geographic distribution of our investments by country and sub-region

● €0M → €1M   ● €1M → €2M   ● €2M → €4M   ● €4M → €7M

LATIN AMERICA AND THE CARIBBEAN

4 projects

NORTH AFRICA & THE MIDDLE EAST

7 projects

SAHEL

15 projects

SOUTH ASIA

12 projects

GULF OF GUINEA

32 projects

SOUTHEAST ASIA

2 projects

CENTRAL AFRICA

11 projects

EAST AFRICA

27 projects

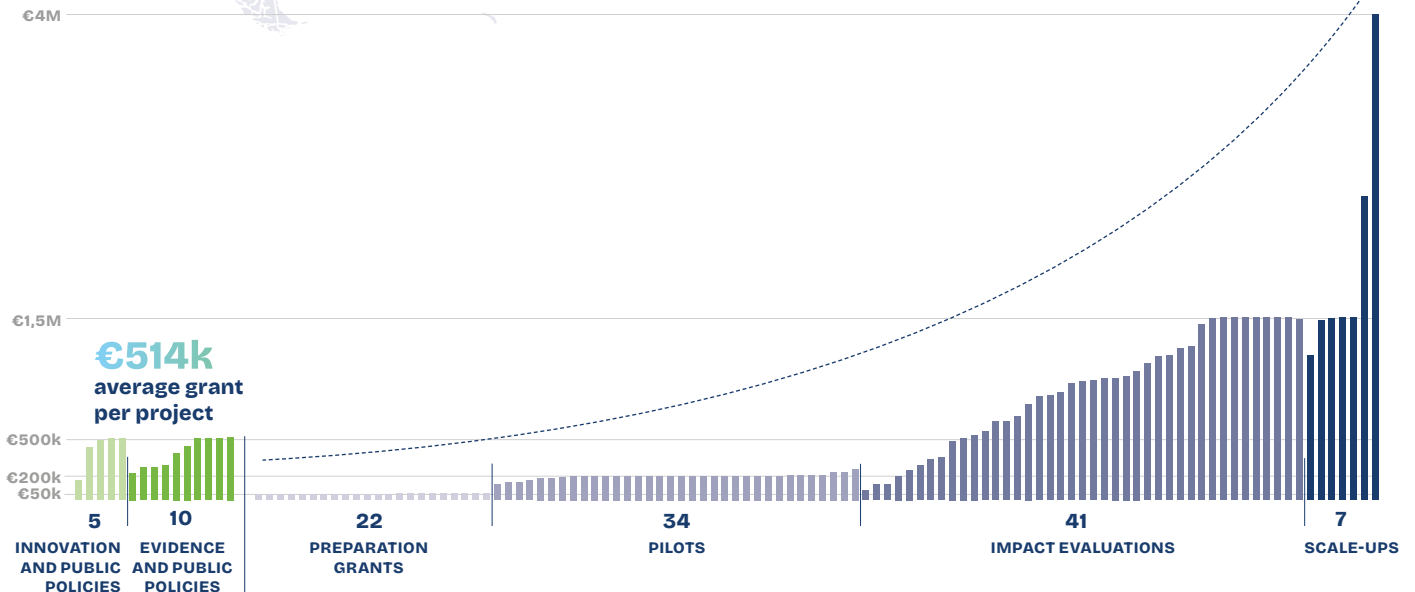
SOUTHERN AFRICA & INDIAN OCEAN

9 projects

Grants for projects in Niger and Burkina Faso have been suspended since August 2023, following the suspension of French development aid in these countries.

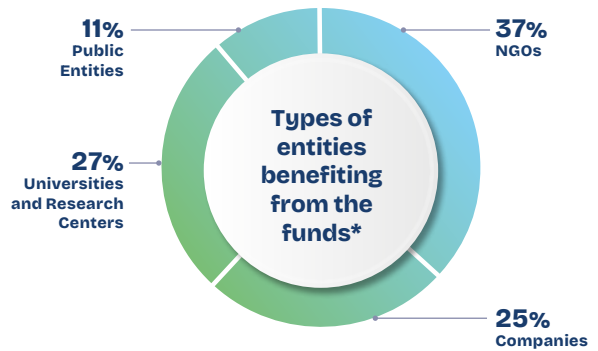
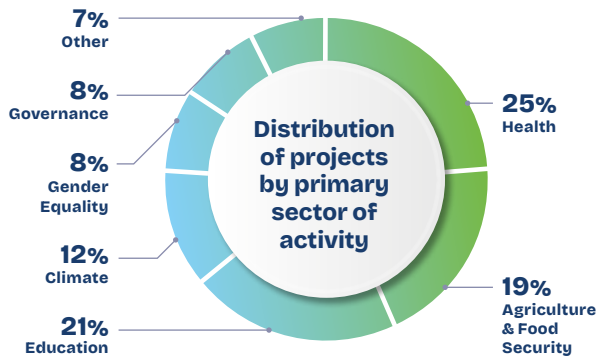
## Breakdown of Projects by Funding Stage

**€64.7M**  
committed



**119** projects funded

# Overview of FID Portfolio 2021-2025



\*202 beneficiary organizations

## FID Results in Figures



**40%** of FID funding supports innovations whose impact has been demonstrated by rigorous evaluations



**22** innovations are in transition to scale



**17** projects have generated impact results from rigorous evaluations



**79%** of projects include a research partner, with **47%** from the Global South



**63%** of FID funding contributes to promoting gender equality



**60%** of organizations receiving FID funding are local organizations

**9.6** million people have been reached by innovations with demonstrated impact, thanks to FID support

This represents an average investment of less than **€7 per impacted beneficiary**

**Cumulative number of impacted beneficiaries over time**

